

FUND OBJECTIVE

The Fund is a UCITS which aims to generate capital growth of 7 to 8% per annum (USD) over the medium to long-term and should do so in anything but the bleakest of equity market conditions. The Fund achieves this via exposure to a diversified portfolio of autocallable instruments linked to major global equity indices.

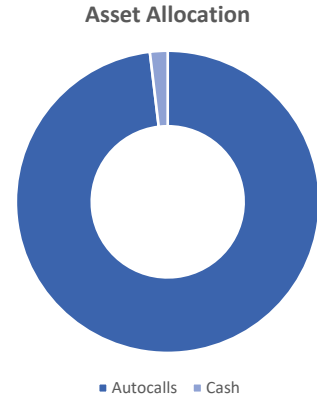
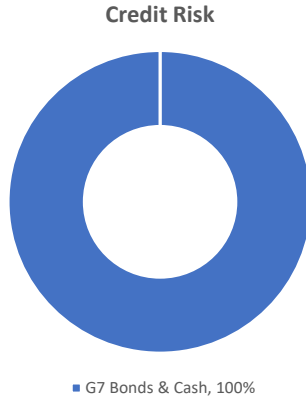
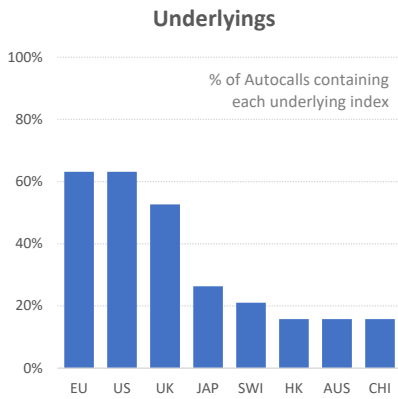
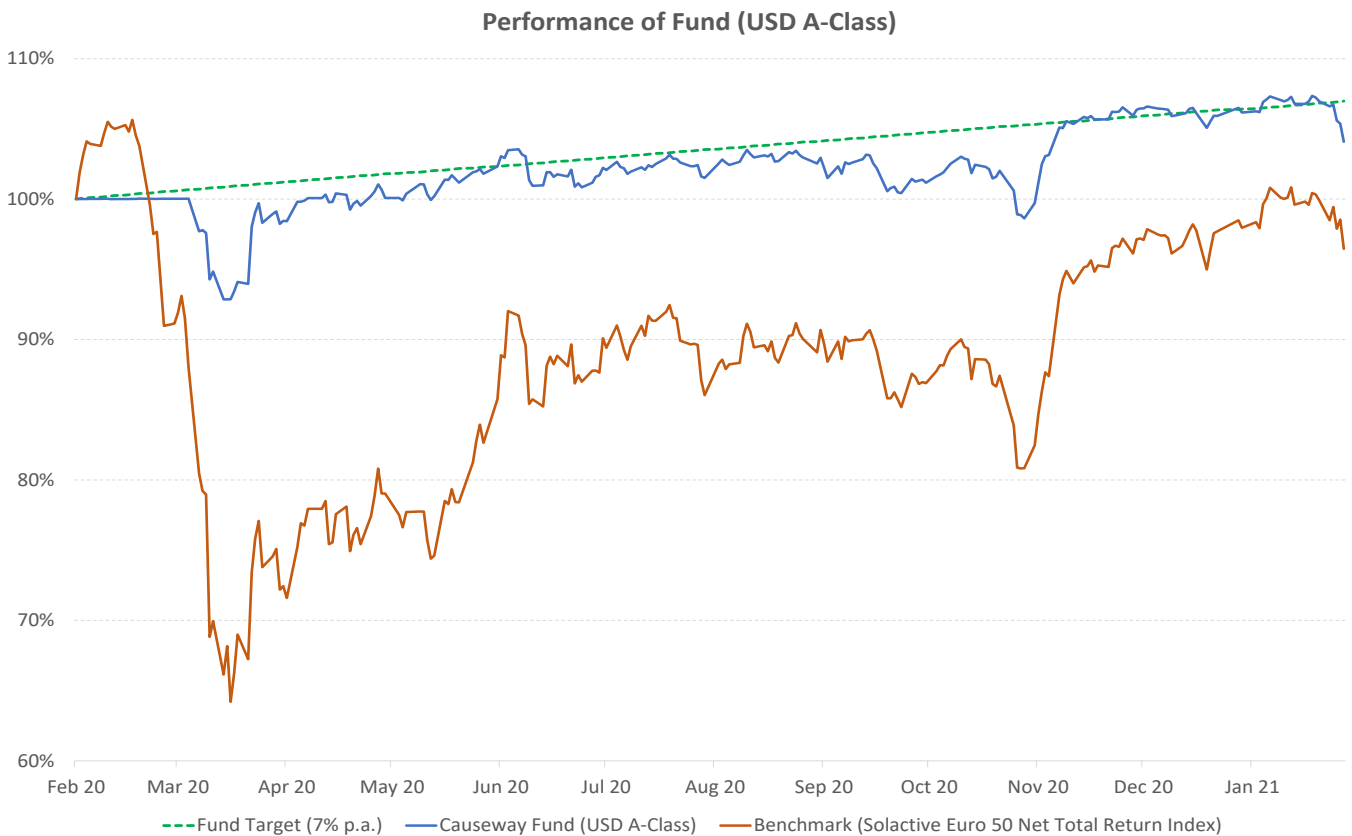
The Fund also has distributing share classes (USD & GBP) that pay out 5% per annum. The distributions are paid quarterly, calculated as 1.25% of the market price of the Fund.

OVERVIEW OF FUND HOLDINGS

Holding	Description	Coupon p.a.	Strike Date	Autocall Barrier	Current Distance Above Final Autocall Barrier*
1	6Y Step-down Autocall Underlyings: UK / US / EU	9.00%	4th March	Steps down 5% per year from 100% to a final autocall barrier of 75%	+20.2%
2	6Y Step-down Autocall Underlyings: UK / US / EU	10.50%	11th March	Steps down 6.75% per year from 100% to a final autocall barrier of 66.25%	+39.2%
3	5Y Step-down Autocall Underlyings: JAP / HK	11.80%	19th March	Steps down 7% per year from 93% to a final autocall barrier of 65%	+50.1%
4	5Y Step-down Autocall Underlyings: US / SWI	8.00%	28th April	Steps down 25% in year 5 to a final autocall barrier of 75%	+30.0%
5	5Y Step-down Autocall Underlyings: UK / US / EU	8.08%	29th May	Steps down 25% in year 5 to a final autocall barrier of 75%	+28.9%
6	6Y Step-down Autocall Underlyings: US / EU / JAP	8.02%	17th July	Steps down 25% in year 6 to a final autocall barrier of 75%	+27.5%
7	6Y Step-down Autocall Underlyings: UK / EU / HK	8.45%	23rd July	Steps down 20% in year 6 to a final autocall barrier of 80%	+22.4%
8	6Y Step-down Autocall Underlyings: UK / US / EU	8.30%	12th August	Steps down 20% in year 6 to a final autocall barrier of 80%	+21.6%
9	6Y Step-down Autocall Underlyings: UK / HK / AUS	8.33%	17th August	Steps down 5% in year 4 and 5 to a final autocall barrier of 80%	+23.5%
10	6Y Step-down Autocall Underlyings: UK / EU / SWI	8.50%	3rd September	Steps down 20% in year 6 to a final autocall barrier of 80%	+22.8%
11	6Y Step-down Autocall Underlyings: UK / US / EU	10.00%	16th September	Steps down 20% in year 6 to a final autocall barrier of 80%	+23.3%
12	6Y Step-down Autocall Underlyings: US / JAP	8.85%	5th October	Steps down 20% in year 6 to a final autocall barrier of 80%	+26.6%
13	6Y Step-down Autocall Underlyings: EU / SWI	8.10%	7th October	Steps down 20% in year 6 to a final autocall barrier of 80%	+23.0%
14	5Y Step-down Autocall Underlyings: US / JAP / CHI	10.00%	14th October	Steps down 5% p.s. from the end of year 3 to a final autocall barrier of 75%	+29.6%
15	6Y Step-down Autocall Underlyings: EU / AUS	9.40%	15th October	Steps down 1% p.q. from the end of year 1 to a final autocall barrier of 80%	+24.8%
16	6Y Step-down Autocall Underlyings: UK / US / EU	9.00%	23rd Nov	Steps down 5% per year from the end of year 3 to a final autocall barrier of 80%	+20.4%
17	5Y Step-down Autocall Underlyings: US / SWI / CHI	10.7%	24th Nov	Steps down 5% per year from the end of year 3 to a final autocall barrier of 80%	+20.8%
18	6Y Step-down Autocall Underlyings: AUS / JAP / CHI	9.60%	7th Dec	Steps down 20% in year 6 to a final autocall barrier of 80%	+19.2%
19	6Y Step-down Autocall Underlyings: UK / US / EU	8.75%	5th Jan	Steps down 5% p.a. from the end of year 3 to a final autocall barrier of 80%	+17.4%

See "Detailed Fund Holdings" at www.causeway-securities.com for more information.

* As at 31st January 2021.

SUMMARY OF HOLDINGS

FUND PERFORMANCE


	Year	Jan	Feb	Mar	Apr	May	Jun	Jul	Aug	Sep	Oct	Nov	Dec	YTD
Fund	2020	-	0.00%	-0.88%	1.56%	1.12%	-0.21%	-0.08%	1.43%	-1.59%	-2.66%	7.42%	0.21%	6.16%
Benchmark	2020	-	-9.03%	-17.45%	5.25%	4.57%	6.22%	-2.00%	4.65%	-3.57%	-6.90%	18.91%	1.90%	-2.05%
Fund	2021	-1.96%												-1.96%
Benchmark	2021	-1.52%												-1.52%

* As at 31st January 2021.

SHARE CLASSES (ACCUMULATING)

Share Type	A (accumulating)			B (accumulating)		
	USD	GBP	EUR	USD	GBP	EUR
Share Class						
Unit NAV	1.0408	1.0266	0.9713	1.0365	1.0224	1.0052
AMC	0.5%	0.5%	0.5%	1%	1%	1%
OCF*	Capped at 1.5%	Capped at 1.5%	Capped at 1.5%	Capped at 2%	Capped at 2%	Capped at 2%
Minimum Subscription	\$1,000	£1,000	€1,000	\$1,000	£1,000	€1,000
ISIN	IE00BJVQR086	IE00BJVQR193	IE00BJVQR201	IE00BJVQR318	IE00BJVQR425	IE00BJVQR532
BBG Code	CDGFAUA	CDGFAGH	CDGFAEH	CDGFBUA	CDGFBGH	CDGFBEH

*Ongoing Charges Figure (OCF) is inclusive of AMC.

SHARE CLASSES (DISTRIBUTING)

Share Type	C (distributing)		D (distributing)	
	USD	GBP	USD	GBP
Share Class				
Unit NAV	0.9780	1.0084	0.9827	1.0074
AMC	0.5%	0.5%	1%	1%
OCF	Capped at 1.5%	Capped at 1.5%	Capped at 2%	Capped at 2%
Minimum Subscription	\$1,000	£1,000	\$1,000	£1,000
ISIN	IE00BMH57S89	IE00BMH57T96	IE00BMH57V19	IE00BMH57W26
BBG Code	CDGFCUD	CDGFCGD	CDGFDUD	CDGFDGD

*Ongoing Charges Figure (OCF) is inclusive of AMC.

KEY INFORMATION

Investment Manager	Causeway Securities Limited
Sub-investment Manager	Atlantic House Fund Management LLP ("AHFM")
Fund Structure & Regulation	UCITS V regulated by the Central Bank of Ireland
Management Company	Gemini Capital Management (Ireland) Limited
Administrator	RBC Investor Services Ireland Limited
Depository	RBC Investor Services Bank S.A., Dublin Branch
Liquidity	Daily
Dealing Deadline	Daily 12pm
Dealing Line/Fax/Email	+353 1440 6555 / +353 1613 0401 / dublin_ta_customer_support@rbc.com

All data in this factsheet is sourced by Causeway Securities Limited, Bloomberg and Solactive. The data is as at the date of this factsheet and has been reviewed and approved by Causeway Securities Limited.

ABOUT CAUSEWAY SECURITIES

Causeway Securities is an authorised investment manager, offering innovative investment solutions and services to our clients and investors.

The Company's investment team have extensive industry experience in investment structuring and distribution, with a track record of consistently delivering returns.

The Company prides itself on the principles of transparency, efficiency and building lasting relationships with our clients.

DISCLAIMER

Past performance is not a guide to future returns.

This document is issued by Causeway Securities Limited and does not constitute or form part of any offer or invitation to buy or sell shares. It should be read in conjunction with the Fund's Prospectus, key investor information document ("KIID") or offering memorandum. Causeway Securities Limited is authorised and regulated by the Financial Conduct Authority 749440. The Company's registered office is 12th Floor Broadgate Tower, 20 Primrose Street, London, England, EC2M 2QS.

The price of shares and income from them can go down as well as up and past performance is not a guide to future performance. Investors may not get back the full amount originally invested. A comprehensive list of risk factors is detailed in the Prospectus and KIID and an investment should not be contemplated until the risks are fully considered. The Prospectus and KIID can be viewed at www.causeway-securities.com/Home/Funds and at www.geminicapital.ie. The contents of this document are based upon sources of information believed to be reliable. Causeway Securities Limited has taken reasonable care to ensure the information stated is accurate. However, Causeway Securities Limited makes no representation, guarantee or warranty that it is wholly accurate and complete.

The Causeway Defined Growth Fund is a sub-fund of GemCap Investment Funds (Ireland) plc, an umbrella type open-ended investment company with variable capital, incorporated on 1 June 2010 with limited liability under the laws of Ireland with segregated liability between sub-funds. GemCap Investment Funds (Ireland) plc is authorised in Ireland by the Central Bank of Ireland pursuant to the European Communities (Undertakings for Collective Investment in Transferable Securities) Regulations 2011 (S.I. No. 352 of 2011) (the "UCITS Regulations"), as amended.

Gemini Capital Management (Ireland) Limited, trading as GemCap, is a limited liability company registered under the registered number 579677 under Irish law pursuant to the Companies Act 2014 which is regulated by the Central Bank of Ireland. Its principal office is at Ground Floor, 118 Rock Road, Booterstown, A94 V0Y, Co. Dublin and its registered office is at 1 WML, Windmill Lane, Dublin 2, D02 F206. GemCap acts as both management company and global distributor to GemCap Investment Funds (Ireland) plc. GemCap UK Limited provides distribution oversight services to GemCap acting as global distributor and is responsible for the oversight of all distribution arrangements for the sub-fund.

FURTHER INFORMATION

Email: ukdealing@causeway-securities.com

Phone: +44 28 9592 6119

Website: www.causeway-securities.com

ABOUT ATLANTIC HOUSE FM

A wholly owned subsidiary of Catley Lakeman May Limited (trading as Catley Lakeman Securities [CLS]), AHFM was formed in 2012 and is approved as an Investment Manager by the Financial Conduct Authority.

AUM across its three funds is now over GBP 1 billion. AHFM draws upon the experience and resources of its parent company; the market leader in delivering defined return investments to the UK Asset Management industry.

CLS has originated, structured and serviced over £9bn of defined return securities and funds since its inception in 2008.